

Environmental HPLC

Applications • Columns • Reference Materials



Turning Visions into Reality™

www.restek.com

Environmental HPLC

A number of environmental analyses are well-suited to HPLC. Compatibility with thermally labile compounds, aqueous samples, and larger injection volumes, relative to GC, makes HPLC an attractive option. Detection for environmental compounds is most frequently by UV/Vis, with fluorescence detection used for specific applications and LC/MS increasingly finding its way into the environmental lab.

Restek has a suite of columns to support a range of environmental HPLC applications. Additionally, we offer analytical reference materials and solid phase extraction products for many of these methods.

Carbamates

Carbamates are widely used insecticides that pose a health risk as endocrine disruptors. Our Ultra Carbamate column, in a 50mm length, separates the common carbamates listed in US EPA Method 531 in less than 10 minutes (Figure 1), significantly less than the time required by traditional C18 columns. When using the short column with fluorescence detection, the total dead volume for the system, including the internal volume of the post-column reactor, must be less than 650 μ L; for older post-column reactor systems, we recommend a 250 x 4.6mm column.

In addition to the best column choice for the analysis, we offer reference mixes for Method 531 carbamates (see page 8), a performance check mix, and the specified internal standard, 4-bromo-3,5-dimethylphenyl-N-methylcarbamate (BDMC).

Polyaromatic Hydrocarbons (PAHs)

PAHs are suspected of being mutagenic and/or carcinogenic. Most HPLC methods for PAHs recommend using a C18 column with fluorescence and/or UV/Vis detection; we have found that an optimized C18 phase gives the best overall resolution. Our Pinnacle™ II PAH columns have a highly reproducible modified alkyl phase, specifically developed for this application. Figure 2 shows the analysis of 16 target PAHs in less than 18 minutes, and Figure 3 shows a separation of 20 target PAHs and related compounds, in less than 6 minutes, using a 5cm column.

In addition to rugged, reproducible Pinnacle™ II PAH columns, we offer analytical reference mixtures of the PAHs specified in US EPA methodology (see page 8 and our catalog or website). Choose the concentrations and solvent system that best meet your needs, or ask us about custom-prepared formulations.

Figure 1 Fast, efficient separation of carbamates on an Ultra Carbamate column.

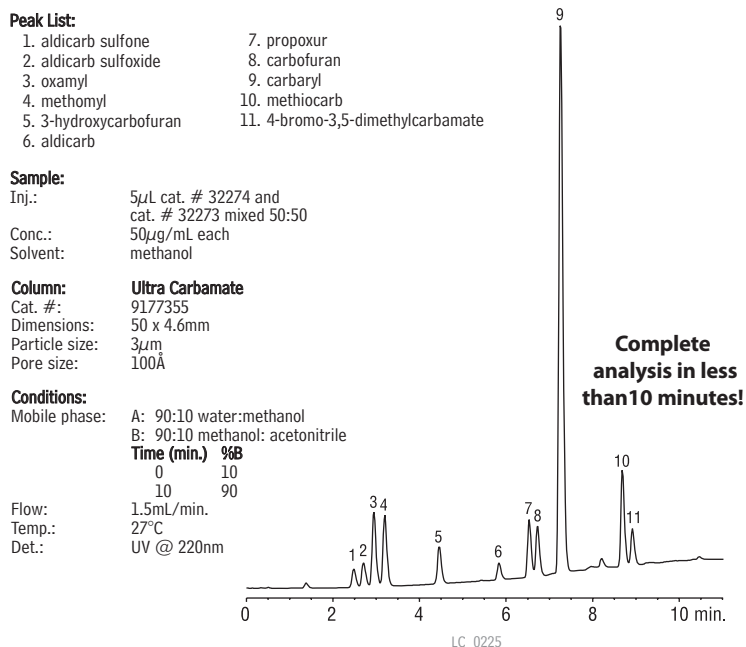


Figure 2 Baseline separation of 16 PAHs in less than 18 minutes on a Pinnacle™ II PAH column.

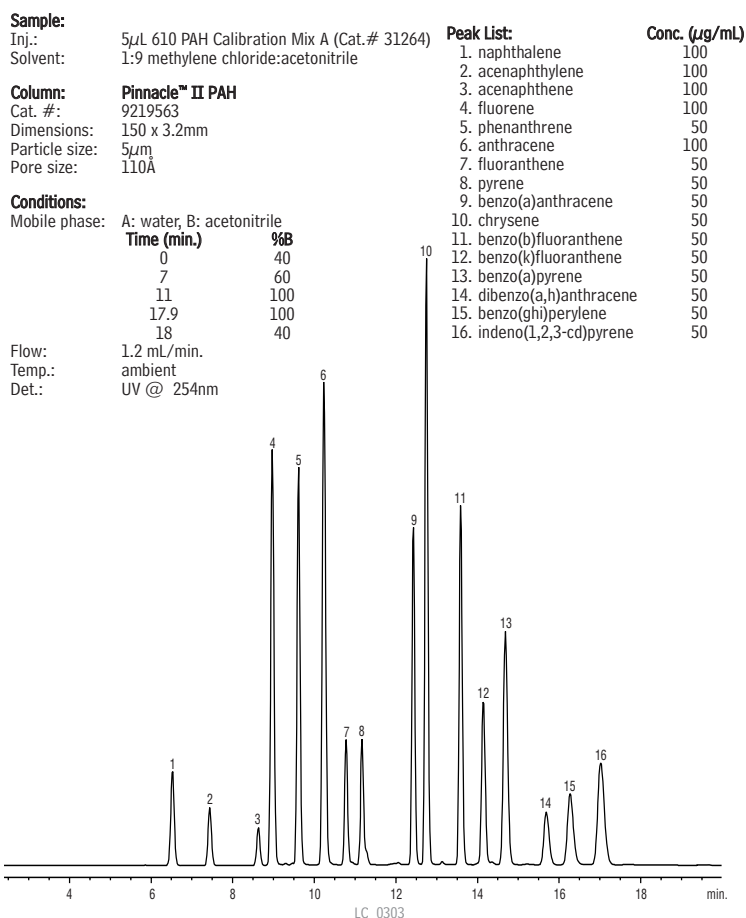


Figure 3 Fast, efficient separation of 20 target PAHs and related compounds, using a 5cm Pinnacle™ II PAH column.

Sample:
 Inj.: 5µL cat.# 31843, 31097, 31095
 Conc.: 5-10ppm each component
 Sample diluent: methylene chloride:acetonitrile (1:9 v/v)

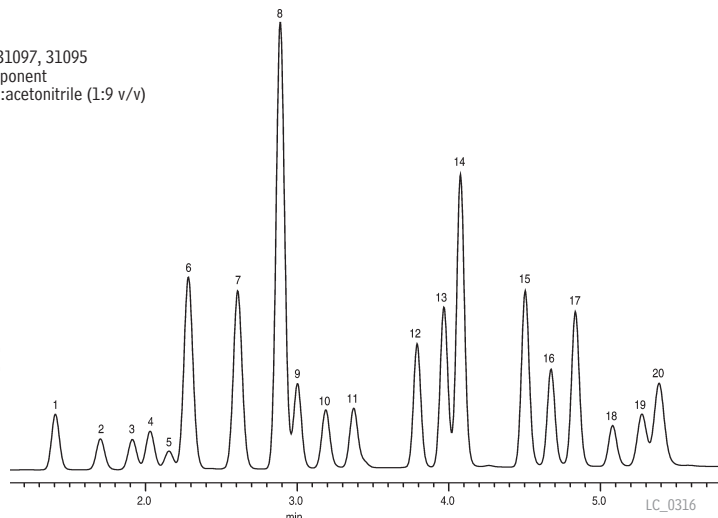
Column: Pinnacle™ II PAH
 Cat. #: 9219555
 Dimensions: 50 x 4.6mm
 Particle size: 5µm
 Pore size: 110Å

Conditions:
 Mobile phase: A: water
 B: acetonitrile

Time (min.)	%B
0	50
1.5	60
4.0	100
5.5	100
5.6	50

Flow: 3.0mL/min.
 Temp.: ambient
 Det.: UV @ 254nm

Peak List:
 1. naphthalene
 2. acenaphthylene
 3. 1-methylnaphthalene
 4. 2-methylnaphthalene
 5. acenaphthene
 6. fluorene
 7. phenanthrene
 8. anthracene
 9. *o*-terphenyl
 10. fluoranthene
 11. pyrene
 12. *p*-terphenyl
 13. benzo(a)anthracene
 14. chrysene
 15. benzo(b)fluoranthene
 16. benzo(k)fluoranthene
 17. benzo(a)pyrene
 18. dibenzo(a,h)anthracene
 19. benzo(ghi)perylene
 20. indeno(1,2,3-cd)pyrene



Explosives

Testing of residual materials is important when monitoring the disposal of expired or deteriorated munitions. US EPA Method 8330 was developed for quantifying 14 commonly monitored explosives. The method calls for reversed phase HPLC with UV detection, using a primary column (e.g., C18; see Figure 4) and a confirmation column. While cyano phases typically have been used for the confirmation column, resolution of the target explosive compounds is poor. The Pinnacle™ II Biphenyl column provides excellent resolution of Method 8330 explosives, as shown in Figure 5, and selectivity is markedly different from C18 phases, making the Pinnacle™ II Biphenyl column an ideal confirmation column. Separations on either phase are effected using an isocratic, water:methanol mobile phase. If a cyano phase must be used for confirmation, we recommend a Pinnacle™ II Cyano column. Restek analytical reference materials for Method 8330 are described on page 8.

Figure 4 An Ultra C18 column is an outstanding primary column for explosives analysis.

Sample:
 Inj.: 5µL (Cat. #: 31452, 31453, 31450, 31451)
 Conc.: 30µg/mL (30ppm) each
 Sample diluent: acetonitrile

Column: Ultra C18
 Cat. #: 9174575
 Dimensions: 250 x 4.6mm
 Particle size: 5µm
 Pore size: 100Å

Conditions:
 Mobile phase: water:methanol, 44:56, v/v
 Flow: 1.0mL/min.
 Temp.: 30°C
 Det.: UV @ 254nm

Peak List:
 1. HMX
 2. RDX
 3. 1,2-dinitrobenzene (SS)
 4. 1,3,5-trinitrobenzene
 5. 1,3-dinitrobenzene
 6. tetryl
 7. nitrobenzene
 8. 3,4-dinitrotoluene (IS)
 9. 2,4,6-trinitrotoluene
 10. 4-amino-2,6-dinitrotoluene
 11. 2-amino-4,6-dinitrotoluene
 12. 2,6-dinitrotoluene
 13. 2,4-dinitrotoluene
 14. 2-nitrotoluene
 15. 4-nitrotoluene
 16. 3-nitrotoluene

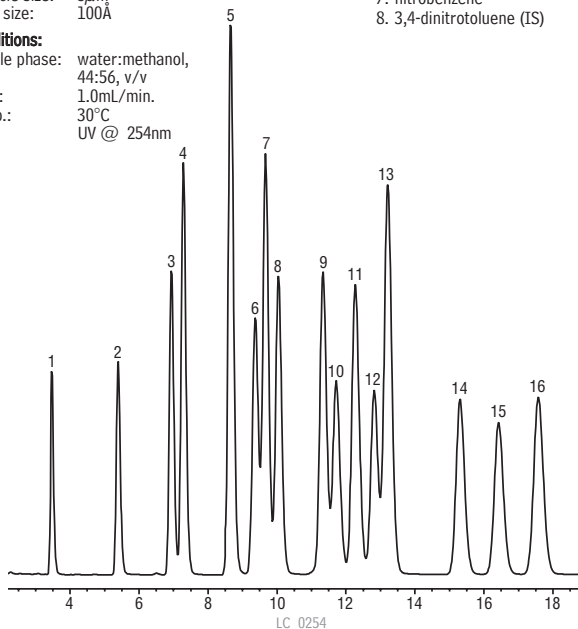


Figure 5 Excellent resolution of explosives, using a Pinnacle™ II Biphenyl confirmation column.

Sample:
 Inj.: 10µL (Cat. #: 31452, 31453, 31450, 31451)
 Conc.: 30µg/mL (30ppm) each
 Sample diluent: acetonitrile

Column: Pinnacle™ II Biphenyl
 Cat. #: 9209565
 Dimensions: 150 x 4.6mm
 Particle size: 5µm
 Pore size: 110Å

Conditions:
 Mobile phase: water:methanol, 50:50, v/v
 Flow: 1.5 mL/min.
 Temp.: ambient
 Det.: UV @ 254nm

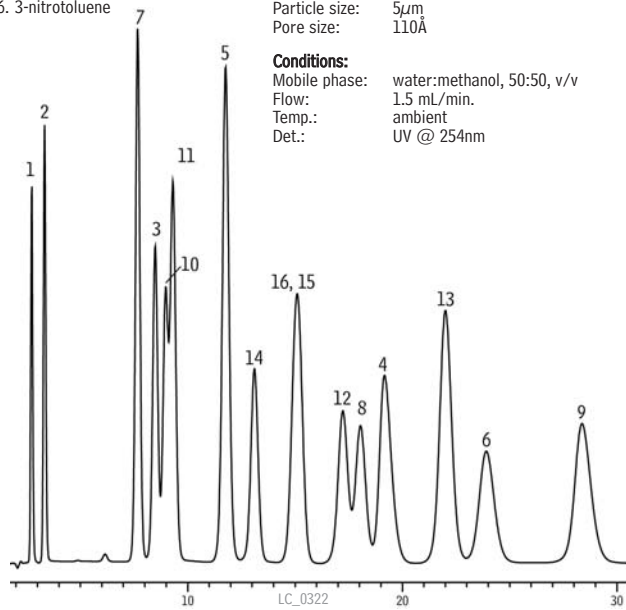
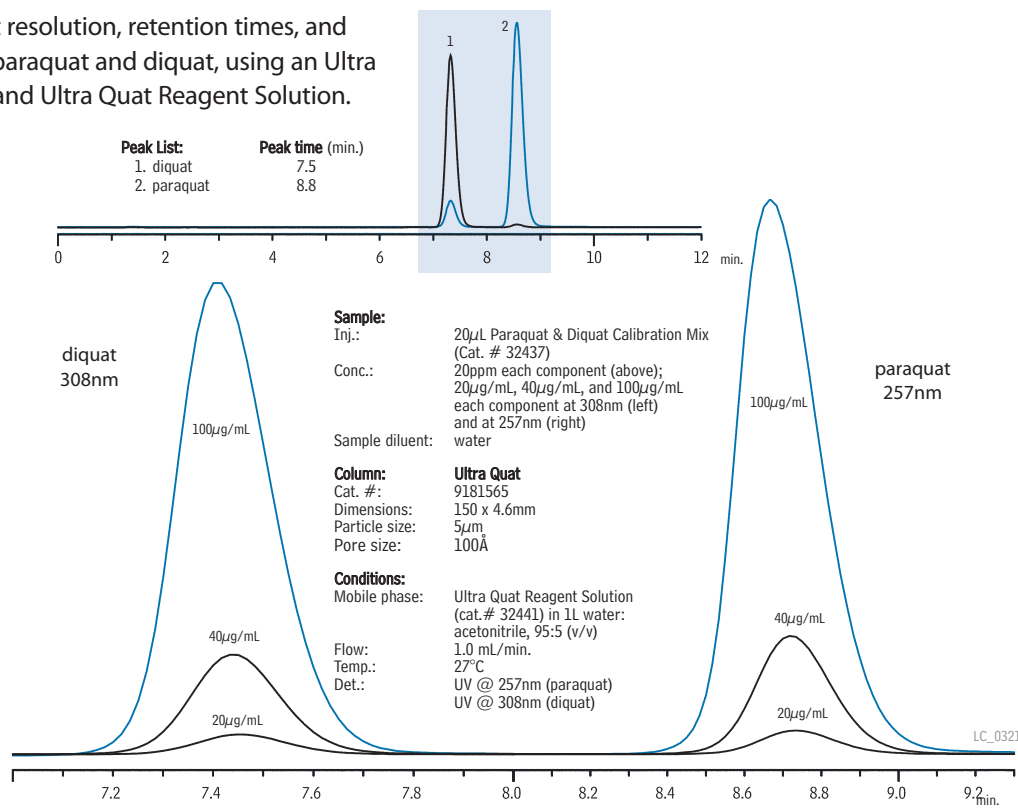


Figure 6 Consistent resolution, retention times, and peak symmetry for paraquat and diquat, using an Ultra Quat HPLC column and Ultra Quat Reagent Solution.



Paraquat/Diquat

Highly charged dual quaternary amines paraquat (methyl viologen) and diquat are readily soluble in water, but are difficult to retain by standard reversed phase HPLC. Ion pairing methods (as in US EPA Method 549) and specialty columns have been developed for this analysis. However, methods involving ion pairing agents inherently are more complex and less reproducible, due to the complex chemistry and methodology and to variations among manufacturers' HPLC columns.

Restek HPLC chemists have developed a simple, effective, reliable system for analyzing paraquat and diquat, based on the Ultra Quat HPLC column and a unique mobile phase: Ultra Quat Reagent Solution (cat.# 32441). The analysis can be performed on a conventional HPLC system, with UV detection. The separation relies on chaotropism: the ability of the mobile phase to alter the interactions among analyte, mobile phase, and stationary phase. Requiring only the reagent solution, water, and acetonitrile, this simple system is an excellent alternative to complex and irreproducible ion pairing methods. Further, the detection limit, 0.03ppb for either compound, is a significant improvement over current methodology.

Figure 7 Fast, sensitive LC/MS/MS analysis of paraquat & diquat using an Ultra Quat HPLC column and an API™ 3200 mass spectrometer.

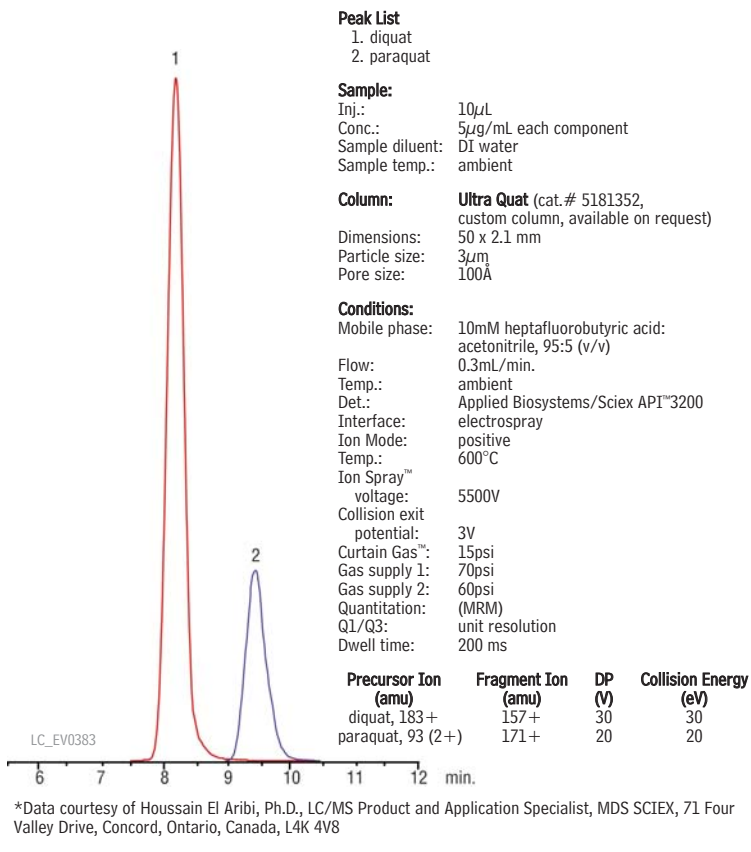


Figure 6 shows analyses of paraquat and diquat reference standards at 20-100µg/mL; resolution, retention times, and peak symmetry are highly consistent. For more information about this application, please request Application Note 580006.

Most recently, LC/MS/MS detection has been used for this application, with excellent results (Figure 7). Heptafluorobutyric acid is used as the volatile mobile phase modifier. Please note that all glassware used in the preparation and analysis of paraquat and diquat must be deactivated (e.g., with DMDCS, cat.# 31840), due to interactions of these active compounds with untreated glass surfaces.

In addition to the column and reagent solution, analytical reference materials and solid phase extraction tubes for this analysis are available from Restek - see pages 7 and 8.

Carbonyls

Carbonyl compounds, including lower molecular weight aldehydes and ketones, are receiving increased attention, as short-term exposure irritates the eyes, skin, and mucous membranes. Formaldehyde is a major promoter in the formation of photochemical ozone, and is the target compound for US EPA Methods 8315 and TO-11A. At least 14 other carbonyl compounds can be detected and quantified using this methodology, which is based on the specific interaction between carbonyl compounds and 2,4-dinitrophenylhydrazine (DNPH).

An Allure™ C18 HPLC column is an excellent choice for fast, effective separations of DNPH derivatives of aldehydes and ketones (Figure 8). We also offer a 15-component DNPH-aldehyde reference standard (page 8); for convenience, our Certificate of Analysis lists concentrations for both the aldehydes/ketones and the DNPH derivatives.

Herbicides

Phenoxyacid herbicides, such as 2,4-D and Silvex (2,4,5-TP), can be found in the acid form, or as the salts or esters. Traditionally, these compounds have been analyzed by gas chromatography (e.g., by EPA Method 8151). To make them amenable to GC, however, they must be converted to the methyl esters using a toxic derivatizing agent, such as diazot. HPLC is an attractive option to this time-consuming, hazardous procedure. For example, US EPA Method 555 discusses the analysis of these herbicides, in the acid form, in

Figure 8 Fast, reliable analysis of aldehydes and ketones as DNPH derivatives on an Allure™ C18 column.

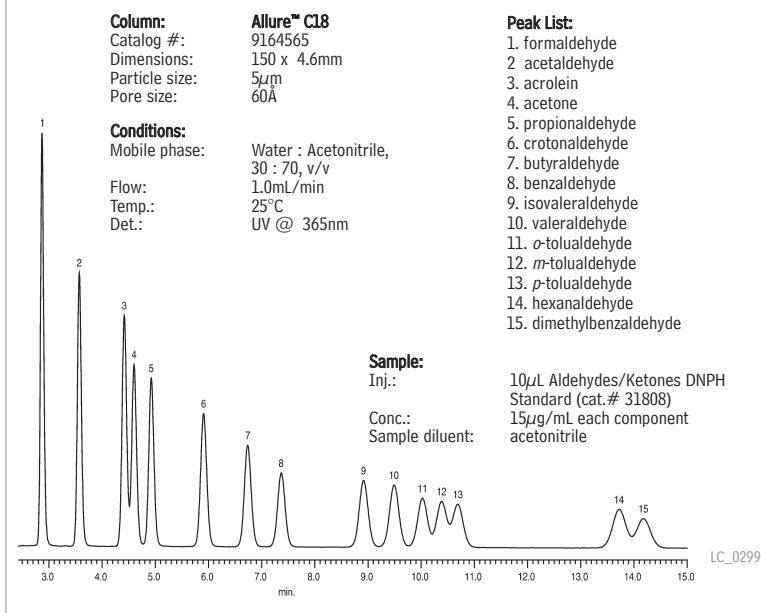
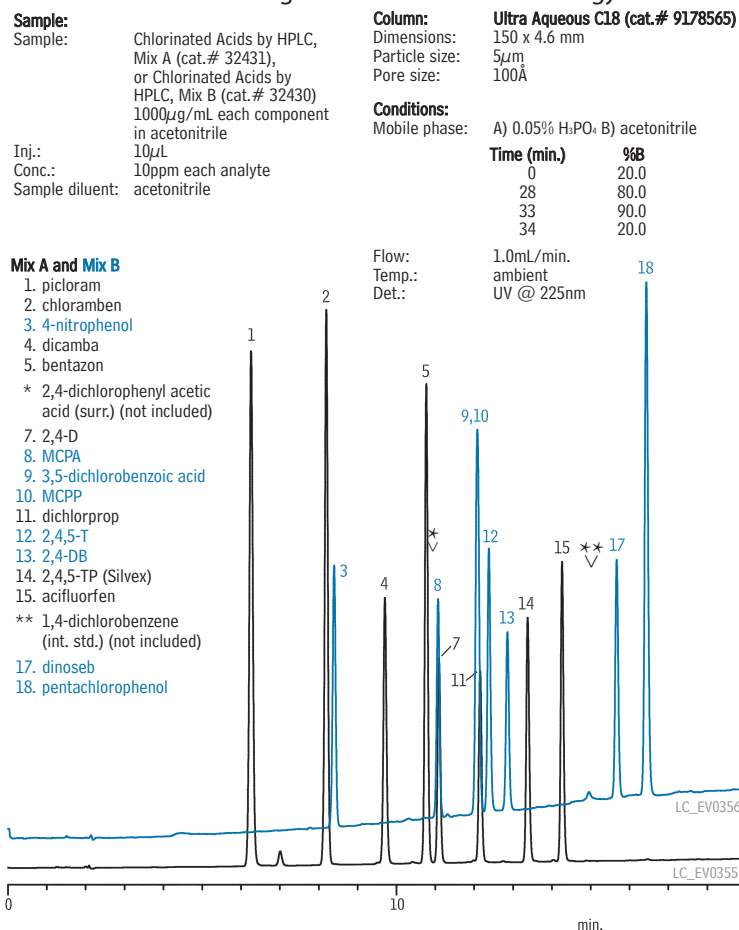
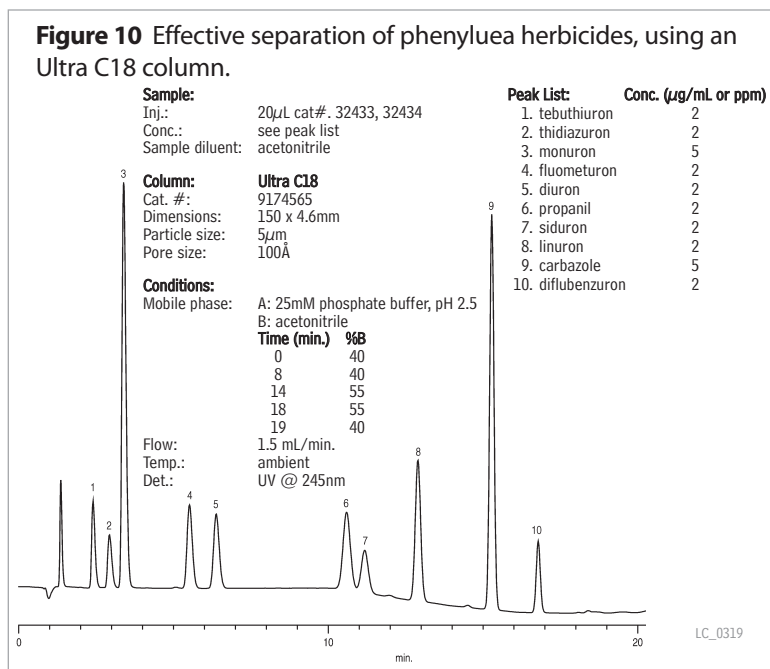


Figure 9 HPLC analysis of phenoxyacid herbicides on an Ultra Aqueous C18 column saves time and eliminates exposure to hazardous derivatization reagents used in GC methodology.



drinking water. Method 8321 is a general-purpose HPLC procedure for semivolatile compounds, including phenoxyacid herbicides. To minimize coelutions, these methods divide the herbicides into two groups. Figure 9 shows the analysis of the phenoxyacid herbicides in their acid forms on an Ultra Aqueous C18 column. A gradient procedure is useful when analyzing such a range of herbicides; for analyses of 2,4-D and Silvex, an isocratic mobile phase saves analysis and reequilibration time. An Allure™ Basix column is the recommended confirmation column.

Phenylurea herbicides listed in US EPA Method 532 can be analyzed on an Ultra C18 column (Figure 10). By lowering the pH to 2.5, using phosphate buffer, and employing a gradient mobile phase program, 10 target phenylurea herbicides can be separated efficiently. We recommend an Ultra Cyano column for confirmation.



Product Listing

Allure™ C18 Columns (USP L1)

Excellent Columns for LC/MS and ELSD

Physical Characteristics:

particle size: 3µm or 5µm, spherical
pore size: 60Å
carbon load: 27%

endcap: fully endcapped
pH range: 2.5 to 7.5
temperature limit: 80°C

Length	1.0mm ID		2.1mm ID		3.2mm ID		4.6mm ID	
	cat.#	cat.#	cat.#	cat.#	cat.#	cat.#	cat.#	cat.#
5µm Columns								
150mm	9164561		9164562		9164563		9164565	
250mm	9164571		9164572		9164573		9164575	

Ultra Aqueous C18 Columns (USP L1)

Physical Characteristics:

particle size: 3 or 5µm, spherical
pore size: 100Å

endcap: no
pH range: 2.5 to 7.5
temperature limit: 80°C

Length	1.0mm ID		2.1mm ID		3.2mm ID		4.6mm ID	
	cat.#	cat.#	cat.#	cat.#	cat.#	cat.#	cat.#	cat.#
5µm Columns								
150mm	9178561		9178562		9178563		9178565	
250mm	9178571		9178572		9178573		9178575	

Ultra C18 Columns (USP L1)

Physical Characteristics:

particle size: 3µm or 5µm, spherical
pore size: 100Å
carbon load: 20%

endcap: fully endcapped
pH range: 2.5 to 7.5
temperature limit: 80°C

Length	1.0mm ID		2.1mm ID		3.2mm ID		4.0mm ID		4.6mm ID	
	cat.#	cat.#	cat.#	cat.#	cat.#	cat.#	cat.#	cat.#	cat.#	cat.#
5µm Columns										
30mm	9174531		9174532		9174533		—		9174535	
50mm	9174551		9174552		9174553		—		9174555	
100mm	9174511		9174512		9174513		9174514		9174515	
150mm	9174561		9174562		9174563		9174564		9174565	
200mm	9174521		9174522		9174523		—		9174525	
250mm	9174571		9174572		9174573		—		9174575	



for **more info**

For a complete listing of Restek HPLC columns, visit us online at www.restek.com/hplc or see our current chromatography products catalog.

Ultra Carbamate Columns

Physical Characteristics:

particle size: 3µm, spherical
pore size: 100Å

pH range: 2.5 to 7.5
temperature limit: 80°C

Length	1.0mm ID cat.#	2.1mm ID cat.#	3.2mm ID cat.#	4.0mm ID cat.#	4.6mm ID cat.#
3µm Columns					
50mm	9177351	9177352	9177353	9177354	9177355
5µm Columns					
250mm	—	—	—	—	9177575

restek
innovation!

An Ultra Carbamate column can process as many as 3 to 4 samples per hour, versus less than 2 samples per hour on a general-purpose C18 column.

Pinnacle™ II PAH Columns

Physical Characteristics:

particle size: 5µm, spherical
pore size: 110Å

endcap: fully endcapped
pH range: 2.5 to 10
temperature limit: 80°C

Length	2.1mm ID cat.#	3.2mm ID cat.#	4.6mm ID cat.#
5µm Columns			
50mm	9219552	9219553	9219555
150mm	—	9219563	9219565

Allure™ Basix Column (USP L10)

Excellent Column for LC/MS and ELSD

Physical Characteristics:

particle size: 3µm or 5µm, spherical
pore size: 60Å
carbon load: 12%

endcap: fully endcapped
pH range: 2.5 to 7.5
temperature limit: 80°C

Length	4.6mm ID cat.#
5µm Column	
150mm	9161565

ordering note

To order a 2.1mm, 3.2mm, or 4.6mm ID column with a Trident™ Integral Inlet Fitting, add "-700" to the catalog number for the column.

Example: 100mm x 4.6mm ID Ultra C18 column with Trident™

Integral Inlet Fitting:

9174315-700

Nominal additional charge

Don't forget to order the appropriate XG-XF fitting (cat. #25026 or 26062).

Ultra Quat Columns

Physical Characteristics:

particle size: 5µm, spherical
pore size: 100Å

pH range: 2.5 to 7.5
temperature limit: 80°C

Length	4.6mm ID cat.#
5µm Column	
150mm	9181565

Pinnacle™ II Biphenyl Columns

Physical Characteristics:

particle size: 5µm
pore size: 110Å

endcap: yes
pH range: 2.5 to 7.5
temperature limit: 80°C

Length	4.6mm ID cat.#
5µm Columns	
150mm	9209565
250mm	9209575

Pinnacle™ II Cyano Column (USP L10)

Physical Characteristics:

particle size: 3µm or 5µm, spherical
pore size: 110Å
carbon load: 4%

endcap: fully endcapped
pH range: 2.5 to 7.5
temperature limit: 80°C

Length	4.6mm ID cat.#
5µm Columns	
250mm	9216575

Ultra Cyano Column (USP L10)

Physical Characteristics:

particle size: 3µm or 5µm, spherical
pore size: 100Å
carbon load: 8%

endcap: fully endcapped
pH range: 2.5 to 7.5
temperature limit: 80°C

Length	4.6mm ID cat.#
5µm Columns	
150mm	9106565

Specialty SPE Cartridges

Specifically designed to provide consistent and reproducible results for the method stated.

Description	Applications	Tube Volume, Bed Weight	qty.	cat.#
EPA Method 549.2 (Ultra Quat SPE)	HPLC analysis of paraquat/diquat.	6mL, 500mg	30-pk.	25499
EPA Method 8321 (AH SPE)	HPLC analysis of phenoxy acid herbicides.	6mL, 500mg	30-pk.	26029
RDX	Extraction of explosive compounds (EPA Method 8330) from water samples.	6mL, 500mg	30-pk.	26093

All cartridges are polypropylene and have polyethylene frits.

Cartridges may be processed by positive pressure, sidearm flask, centrifuge, or vacuum manifold.

Analytical Reference Materials

EPA Method 8310 Quality Control Check

(18 components)

acenaphthene	100µg/mL	dibenzo(a,h)anthracene	10
acenaphthylene	100	fluoranthene	10
anthracene	100	fluorene	100
benzo(a)anthracene	10	indeno(1,2,3-cd)pyrene	10
benzo(a)pyrene	10	1-methylnaphthalene	100
benzo(b)fluoranthene	10	2-methylnaphthalene	100
benzo(ghi)perylene	10	naphthalene	100
benzo(k)fluoranthene	5	phenanthrene	100
chrysene	10	pyrene	10

In acetonitrile, 1mL/ampul
cat. # 31843 (ea.)

EPA Method 8310 PAH Mixture (18 components)

500µg/mL each component listed for cat. # 31843 in acetonitrile, 1mL/ampul

cat. # 31841 (ea.)

531.1 Carbamate Pesticide Calibration Mixture

(10 components)

aldicarb	3-hydroxycarbofuran
aldicarb sulfone	methiocarb
aldicarb sulfoxide	methomyl
carbaryl (Sevin®)	oxamyl
carbofuran	propoxur (Baygon®)

100µg/mL each in methanol, 1mL/ampul
cat. # 32273 (ea.)

531.2 Carbamate Pesticide Calibration Mixture

(11 components)

aldicarb	methiocarb
aldicarb sulfone	methomyl
aldicarb sulfoxide	1-naphthol
carbaryl (Sevin®)	oxamyl
carbofuran	propoxur (Baygon®)

3-hydroxycarbofuran
100µg/mL in acetonitrile, 1mL/ampul
cat. # 32435 (ea.)

8330 Calibration Mix #1 (7 components)

1,3-dinitrobenzene	RDX
2,4-dinitrotoluene	1,3,5-trinitrobenzene
HMX	2,4,6-trinitrotoluene
nitrobenzene	

1,000µg/mL each in acetonitrile, 1mL/ampul
cat. # 31450 (ea.)

8330 Calibration Mix #2 (7 components)

2-amino-4,6-dinitrotoluene	3-nitrotoluene
4-amino-2,6-dinitrotoluene	4-nitrotoluene
2,6-dinitrotoluene	tetryl
2-nitrotoluene	

1,000µg/mL each in acetonitrile, 1mL/ampul
cat. # 31451 (ea.)

Chlorinated Acids by HPLC, Mix B (8 components)

2,4-DB	MCPP (mecoprop)
3,5-dichlorobenzoic acid	4-nitrophenol
dinoseb	pentachlorophenol
MCPA	2,4,5-T

1,000µg/mL each in acetonitrile, 1mL/ampul
cat. # 32430 (ea.)

Chlorinated Acids by HPLC, Mix A (8 components)

acifluorfen (Blazer®)	dicamba
bentazon	dichlorprop
chloramben	picloram
2,4-D	2,4,5-TP (Silvex)

1,000µg/mL each in acetonitrile, 1mL/ampul
cat. # 32431 (ea.)

Dalapon (2,2-dichloropropionic acid)

1,000µg/mL in acetonitrile, 1mL/ampul
cat. # 32432 (ea.)

Chlorinated Acid Herbicide Mix

2,4-dichlorophenoxyacetic acid
2,4,5-TP (Silvex)

1,000µg/mL each in acetonitrile, 1mL/ampul
cat. # 32429 (ea.)

Aldehyde-Ketone-DNPH TO-11A Calibration Mix

(15 components)

acetaldehyde-DNPH	formaldehyde-DNPH
acetone-DNPH	hexaldehyde-DNPH
acrolein-DNPH	isovaleraldehyde-DNPH
benzaldehyde-DNPH	propionaldehyde-DNPH
<i>n</i> -butyraldehyde-DNPH	<i>m</i> -tolualdehyde-DNPH
crotonaldehyde-DNPH	<i>o</i> -tolualdehyde-DNPH
2,5-dimethylbenzaldehyde-DNPH	<i>p</i> -tolualdehyde-DNPH
valeraldehyde-DNPH	valeraldehyde-DNPH

15µg/mL* each in acetonitrile, 1mL/ampul
cat. # 31808 (ea.)

*Concentration calculated as aldehyde.

Paraquat & Diquat Calibration Mix

diquat dibromide	paraquat dichloride
------------------	---------------------

1,000µg/mL each in water, 1mL/ampul
cat. # 32437 (ea.)

Ultra Quat Reagent Solution

Use with Ultra Quat HPLC column. Dilute to 1 liter mobile phase, per instructions.

In water, 20mL/bottle
cat. # 32441 (ea.)



for more info

For many additional reference mixes, or for information about custom-prepared mixes, please refer to our catalog or visit our website.



Lit. Cat.# 59741A-INT

© 2006 Restek Corporation.

Restek U.S. • 110 Benner Circle • Bellefonte, PA 16823 • 814-353-1300 • 800-356-1688 • fax: 814-353-1309 • www.restek.com

Restek France • phone: 33 (0)1 60 78 32 10 • fax: 33 (0)1 60 78 70 90 • e-mail: restekfr@club-internet.fr

Restek Ireland • phone: 44 2890 814576 • fax: 44 2890 814576 • e-mail: restekeurope@aol.com

Thames Restek U.K. LTD • phone: 44 1494 563377 • fax: 44 1494 564990 • e-mail: sales@thamesrestek.co.uk

Restek GmbH • phone: +49 (0) 6172 2797 0 • fax: +49 (0) 6172 2797 77 • e-mail: info@restekgmbh.de

