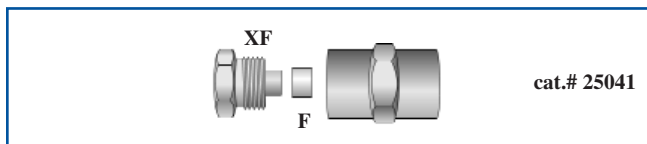


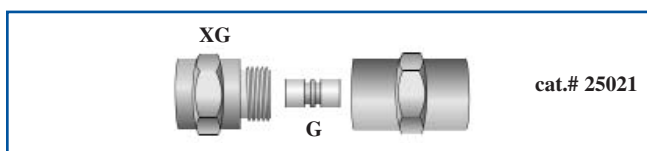
Trident™ In-Line Filter and 1cm Guard Cartridge Holders

(cat.#'s 25021, 25040, and 25041)

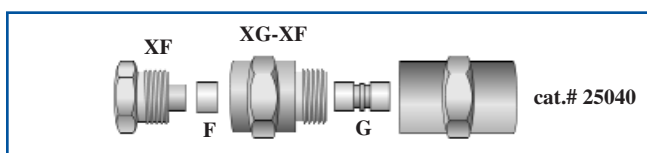
recommended flow direction (for all) →



The **Trident™ high-pressure in-line filter** can be used with almost all HPLC columns by connecting it with a short piece of 1/16" tubing, appropriate nuts and ferrules, or finger-tight fittings. To replace the cap frit (F), remove the XF fitting, pull off the old frit, push a new frit into place, and then reinstall the XF fitting. When tightening the fitting, turn no more than 1/8-turn past finger-tight, as there is no need to overtighten this connection.



The **Trident™ in-line guard cartridge holder** can be used with almost all HPLC columns by connecting it with a short piece of 1/16" tubing, appropriate nuts and ferrules, or finger-tight fittings. To use, remove the XG fitting, insert the appropriate guard cartridge (G), and then reinstall the XG fitting. When tightening the fitting, turn it no more than 1/8-turn past finger-tight, as there is no need to overtighten this connection.



The **Trident™ in-line guard cartridge holder with filter** can be used with almost all HPLC columns by connecting it with a short piece of 1/16" tubing, appropriate nuts and ferrules, or finger-tight fittings. To use, remove the XG-XF fitting, insert the appropriate guard cartridge (G), and then reinstall the XG-XF fitting. When tightening the fitting, turn it no more than 1/8-turn past finger-tight (there is no need to overtighten this connection). To replace the cap frit (F), remove the XF fitting, pull off the old frit, push a new frit into place, and then reinstall the XF fitting. When tightening the XF fitting, turn no more than 1/8-turn past finger-tight.

For a complete listing of guard cartridges, please visit www.restek.com.

Trident™ In-line High-Pressure Filter and Guard Cartridge Holders

- High-Pressure, Frit-Type In-Line Filter: cat.# 25041
- 1cm Guard Cartridge Holder: cat.# 25021
- 1cm Guard Cartridge Holder with Filter: cat.# 25040

Replacement parts for the Trident™ In-line Column Protection System

- 1/16" OD PEEK™ Tubing:
 - 0.0025" ID Natural cat.# 25320
 - 0.005" ID Red Stripe cat.# 25065
 - 0.007" ID Yellow Stripe cat.# 25066
 - 0.010" ID Blue Stripe cat.# 25067
 - 0.020" ID Orange Stripe cat.# 25068
- PEEK™ Column Connector: cat.# 25015
- PEEK™ Column Plug: cat.# 25016
- XF Fitting: cat.# 25024
- XG Fitting 1cm: cat.# 25025
- XG-XF Fitting 1cm: cat.# 25026
- Cap Frits 4mm, 2.0µm: cat.# 25022, 5-pk.
- Cap Frits 4mm, 0.5µm: cat.# 25023, 5-pk.
- Cap Frits 2mm, 2.0µm: cat.# 25057, 5-pk.

Restek Trademarks: Trident, Restek logo, Turning Visions Into Reality
Other Trademarks: PEEK (Victrex plc).

Call Technical Service at 800-356-1688 or 814-353-1300, ext. 4 (or your Restek representative) if you have any questions about this product or any other Restek product.



ISO 9001:2000
cert.# FM80397 #730-10-003
Rev. date: 05/07

Restek U.S. • 110 Benner Circle • Bellefonte, PA 16823

phone: 814-353-1300 or 800-356-1688 • fax: 814-353-1309 • www.restek.com

Restek France • phone: 33 (0)1 60 78 32 10 • fax: 33 (0)1 60 78 70 90 • e-mail: restek@restekfrance.fr

Restek Ireland • phone: 44 2890 814576 • fax: 44 2890 814576 • e-mail: restekeurope@aol.com

Thames Restek U.K. LTD • phone: 44 1494 563377 • fax: 44 1494 564990 • e-mail: sales@thamesrestek.co.uk

Restek GmbH • phone: +49 (0) 6172 2797 0 • fax: +49 (0) 6172 2797 77 • e-mail: info@restekgmbh.de